

Precautions for Disposal of Household Trash and Recyclables

- Please be sure to check the **Trash and Human Waste Collection Schedule** for the collection dates for household trash and recyclables in the area where you live.
- Put out your household trash and recyclables **by 8:30 am** on the day of collection. Do not put out your trash the day before, because it may be eaten by small animals or be scattered by the wind.
- **Trash and recyclables cannot be collected unless they have been correctly sorted.** Any trash or recyclables that cannot be collected will be affixed with a sticker explaining the reason. Please be sure to take home any such items and sort them correctly before putting them out on the next collection date.
- One common reason for refusing collection is that different types of trash or recyclables are piled on top of each other. When putting out trash or recyclables in a collection station, **please place them in different areas of the station according to their type.**
- **Be sure to thoroughly drain water before disposing of food waste.** Poorly drained food waste increases collection and incineration costs, and also results in higher CO₂ emissions. Please help us to reduce waste processing costs and conserve the global environment by properly draining food waste.
- **When dropping off trash and recyclables directly at the Waste Processing Center, please sort them correctly.** If they are not sorted, you will be asked to sort the trash and recyclables correctly at that time, or to take them home and sort correctly before dropping them off again. **Also, please unload your trash yourself.**
 - * Restrictions apply to some trash deliveries. Please contact the Center in advance.
[For example, tatami, wooden fittings (paper sliding doors or screens), cut leaves and branches, and plants]
- Waste Processing Center drop-off times
 - Weekdays**
 - Monday to Friday (excluding national holidays, substitute holidays, year-end/New Year holidays)
9:00 am to 12:00 pm, 1:00 pm to 4:30 pm
 - Sunday**
 - 2nd Sunday of every month (household trash only) 9:00 am to 12:00 pm, 1:00 pm to 4:00 pm
 - * **Only in August, 1st Sunday of month** 9:00 am to 12:00 pm, 1:00 pm to 4:00 pm
 - Year-end/New Year holidays**
 - For the year-end/New Year opening hours, please refer to the Trash and Human Waste Collection Schedule that is distributed every year.
- Waste Processing Center drop-off processing fees
 - Household waste: Free for less than 100 kg, 200 yen for 100 kg, increasing by 20 yen for each additional 10 kg over 100 kg
 - Business waste: 410 yen for total weight of 100 kg or less, increasing by 41 yen for each additional 10 kg over 100 kg
 - 4 Specified Home Appliances: 1,040 yen per item (fee for delivering to recycling vendor)

Disposal

Method




Using the Specified Trash Bags

Put out your household trash and recyclables **by 8:30 am** on the day of collection in the location specified for your area. Trash put out after 8:30 am will not be collected.

Trash and recyclables cannot be collected unless they have been correctly sorted.

If the "Cannot Collect" sticker is attached to your trash, please sort the trash again and put it out on the next collection day.

Burnable trash, non-burnable trash and plastics should be put out for disposal in the bags specified by Bungo Ono City.




Do not put trash in black bags before putting into a specified bag as they hide their contents and prevent the trash sorting from being checked.



Do not double-bag or triple-bag plastic waste.

Please drain water from food waste.

Water makes up about 80% of food waste.



Draining water can reduce weight by about 10%.

Use a kitchen strainer and drainage net to firmly squeeze out water



Disposal

Method

Using a Collection Station

Please remember! Put out your household trash and recyclables **by 8:30 am** on the day of collection. Trash put out after 8:30 am will not be collected.

Trash collection stations do not have a timetable. Collection times vary according to road conditions and the amount of trash.

Trash collection stations should be **kept clean** by all residents in the area!




Trash Collection Station

Burnable trash

Plastics

Non-burnable trash



Sort before putting trash in the collection station!

The **collection trucks** and **collection times** differ according to the trash type. Do not pile up trash bags containing different types of trash!

Disposal

Method

Reasons for Refusing Collection

Follow the rules for putting out non-burnable trash.

Unsorted trash will not be collected.
Follow the rules for sorting and putting out household trash and recyclables.



Contains dirty plastics!
Please put in burnable trash.



Contains shoes, rubber boots, rubber gloves, or bags!
Please put in burnable trash.




Not put in the specified trash bag. This cannot be collected.

Do not put into the bag specified for plastics!

This will confuse the recycling vendor.



Contains dirty plastics!
Please put in burnable trash.



A bag specified for plastics contains non-burnable trash.



A bag specified for plastics contains glass bottles or cans.



Contains disposable diapers!
Please put in burnable trash.



Contains IV tubes used in home healthcare. Please put in burnable trash.



What's in the black bag inside the bag specified for plastics?

Burnable trash is often found inside a black bag, which makes the sorting condition not visible. Do not dispose of trash like this.

Sharp objects, such as injection needles, cannot be put in the trash.

For waste at high risk of causing infection, such as injection needles, please take to a medical facility yourself or arrange collection.

Plastics are not trash!

Plastics can be reused many times.
Please clean and then recycle them.

Disposal

Method

Gas and Spray Cans

The collection method is different for spray cans, gas canisters, hairspray bottles, etc.



Do not put them in the non-burnable trash.



Be sure to fully empty the cans before disposing them as recyclables. Otherwise, they may explode at the Waste Processing Center and cause an accident.



With comb
(hair dye spray)

Spray can
(aerosol can)

Gas
canister

(1) Empty the container. Do not punch a hole.

(2) Remove the push-button and sort by putting the can in the red Spray Cans container.

* Put the lid and push-button in the plastic trash



Outdoor location away from fire!

Bag Specified for Plastics

- Please put out plastics for collection in the bags specified by Bungo Ono City for plastics (large).
- If an item does not fit in the specified bag, drop it off directly at the Waste Processing Center or arrange collection as oversized trash.
- Please put the bags in the collection station specified for the area where you live.
- Be sure to put out the bags **by 8:30 am** on the day of collection.



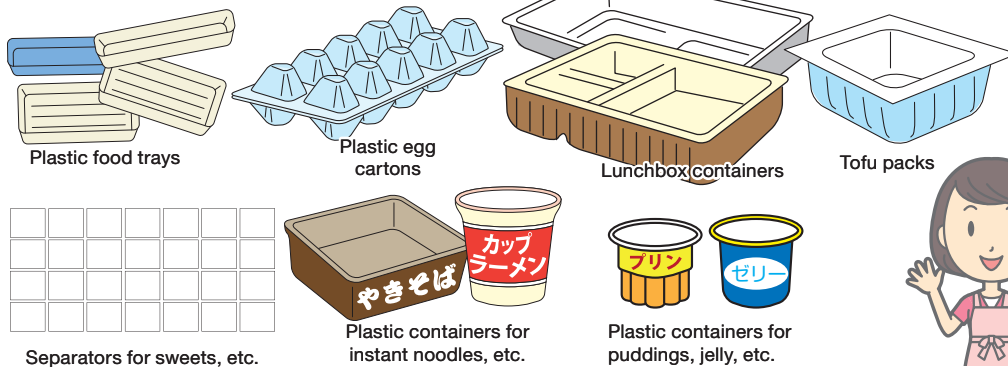
Bag Specified for Plastics

Plastics are not **trash**. Please clean and then **recycle** them.

Items recycled as plastics

(Put plastic items that could not be cleaned into the non-burnable trash)

- Trays and packs (Be sure to wash)



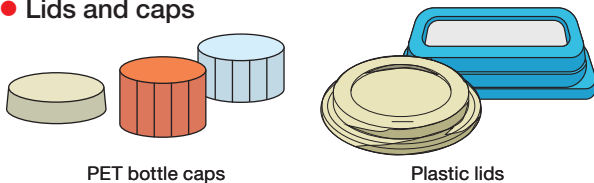
Items with this symbol



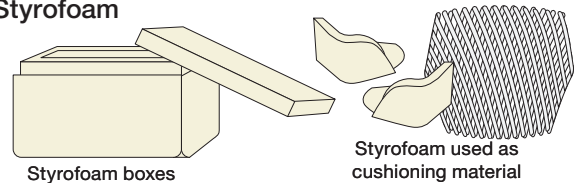
- Plastic bottles and refill packs (Be sure to rinse)



- Lids and caps



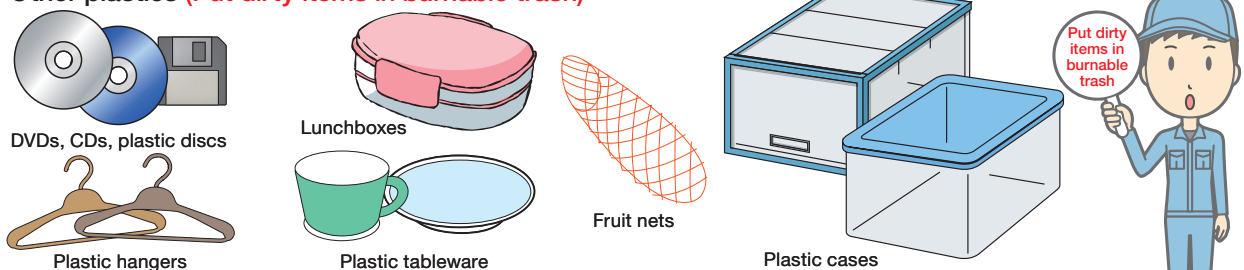
- Styrofoam



- Plastic bags (Be sure to fully empty. Put clean bags in plastic recyclables and dirty bags in burnable trash)



- Other plastics (Put dirty items in burnable trash)



Put dirty items in burnable trash



● Please put plastic recyclables in the collection station for plastics on the specified day. [Drop-off collection is available]

● Drop-off at Bungo Ono City Waste Processing Center: 200 yen for 100 kg, increasing by 20 yen for each additional 10 kg over 100 kg.

Clean Plastics Before Recycling

Dirty items cannot be recycled.

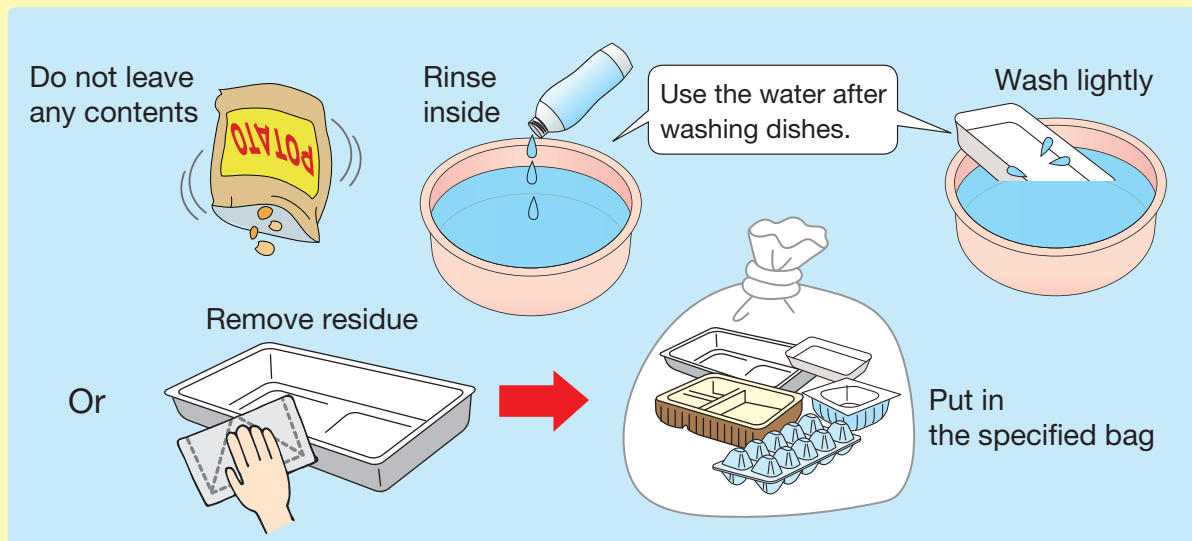
Please clean items until dirt is not obvious to the eye or touch.

Please! Plastic container packs  are valuable resources for recycling.

Please note the following when putting out plastics:



* Be sure to wash off any food remaining in lunchboxes or tofu packs.



Dirty plastics will make clean plastics unusable.

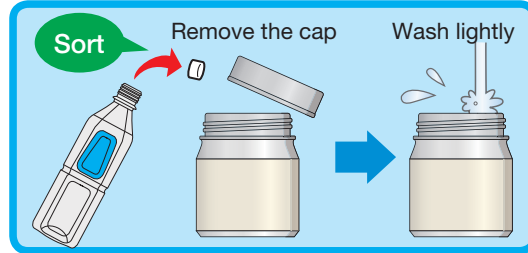


● Please put plastic recyclables in the collection station for plastics on the specified day. [Drop-off collection is available]

● Drop-off at Bungo Ono City Waste Processing Center: 200 yen for 100 kg, increasing by 20 yen for each additional 10 kg over 100 kg.

Recyclables: Glass Bottles, Cans, and PET Bottles

- Please put the containers in the dedicated container for recyclable collection that is distributed.
- Please put the containers in the collection station specified for the area where you live.
- Be sure to put out the containers **by 8:30 am** on the day of collection.
- Please sort correctly.



Glass bottles

Food or drink bottles can be collected. * Bottle labels do not need to be removed.



Precautions

- **Remove bottle caps, empty the contents, and rinse before putting out for collection.**
- Please take returnable bottles, such as sake bottles and beer bottles, to a designated empty bottle collection point at a school or other location.
- Be sure to sort by color into different containers.

Caution: Remove the cap

- Metal caps → Non-burnable trash
- Plastic caps → Plastics
- Cork/wooden caps → Burnable trash

Cans

Food and drink cans can be collected.

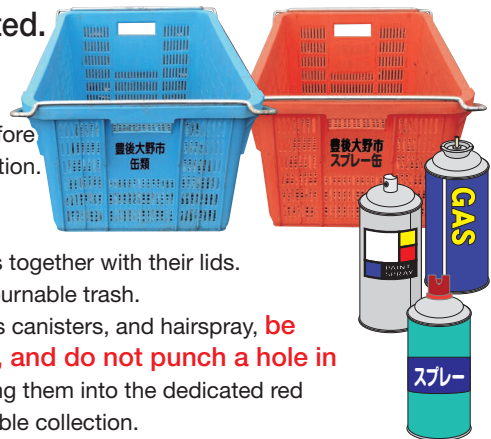
* Put out cans without crushing them.



Beer and soft drink cans, baby formula cans, sweets cans, food cans, tea cans, seaweed cans, spray cans, gas canisters, etc.

Precautions

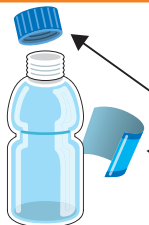
- Empty the contents and rinse before putting out recyclables for collection.
- Steel cans and aluminum cans do not need to be sorted.
- Put out drink cans and food cans together with their lids.
- Put **cooking oil cans** in the non-burnable trash.
- For cans such as spray cans, gas canisters, and hairspray, **be sure to empty the contents, and do not punch a hole in the can.** Sort the cans by putting them into the dedicated red Spray Cans container for recyclable collection.



PET bottles

Food and drink PET bottles that are marked with the PET bottle symbol can be collected.

Carbonated beverages, fruit juice, tea, coffee, mineral water, shochu, etc. (350 ml, 500 ml, 2 L, 5 L, etc.)



* **Be sure to remove the PET bottle label and cap, and put them in the plastics trash.**

Precautions

- Empty the contents and rinse before putting out recyclables for collection.
- Dispose of 180 ml bottles of sake, shochu, and other liquor as PET bottles.
- **Do not crush the bottles** before disposal.
- Put **PET bottles that contained cooking oil** in the burnable trash.




• Please put recyclables in the collection station for recyclables on the specified day. [Drop-off collection is available]

• Drop-off at Bungo Ono City Waste Processing Center: 200 yen for 100 kg, increasing by 20 yen for each additional 10 kg over 100 kg.

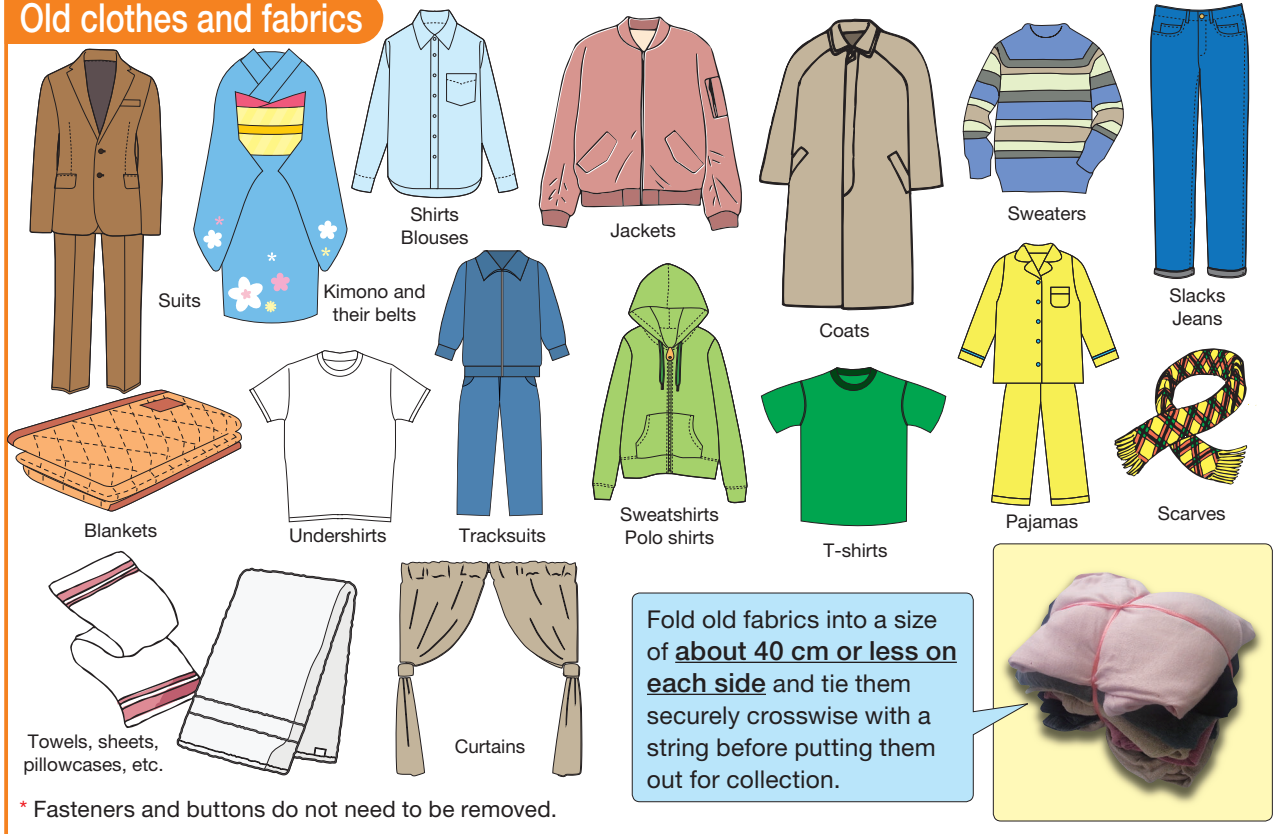
Recyclables: Old Clothes and Fabrics

- Please sort and place them next to the dedicated container for recyclable collection.
- Please put the bags in the collection station specified for the area where you live.
- Be sure to put out the bags **by 8:30 am** on the day of collection.
- Please sort correctly.

On rainy days only, tie them crosswise with a string and put them in a clear plastic bag to prevent them from getting wet.



Old clothes and fabrics



Old clothes and fabrics that cannot be recycled

Please put them in **burnable trash**.




● Please put recyclables in the collection station for recyclables on the specified day. [Drop-off collection is available]

● Drop-off at Bungo Ono City Waste Processing Center: 200 yen for 100 kg, increasing by 20 yen for each additional 10 kg over 100 kg.


Recyclables: Used Papers

- Please sort and place them next to the dedicated container for recyclable collection.
- Please put the bags in the collection station specified for the area where you live.
- Be sure to put out the bags by **8:30 am** on the day of collection.
- Please sort correctly.

On rainy days only, tie them crosswise with a string and put them in a clear plastic bag to prevent them from getting wet.



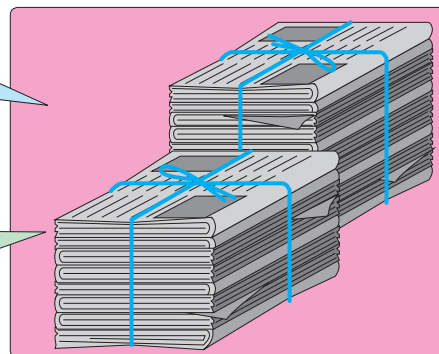
Newspapers



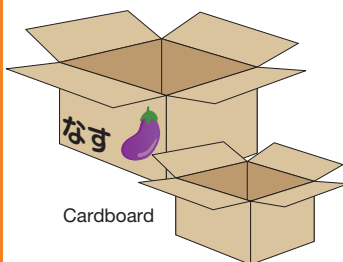
Newspapers

Fold newspapers only into **quarter-sized stacks** and tie them crosswise with string before putting out for collection.

Keep the height of the stacks to about 30 cm or less.



Cardboard

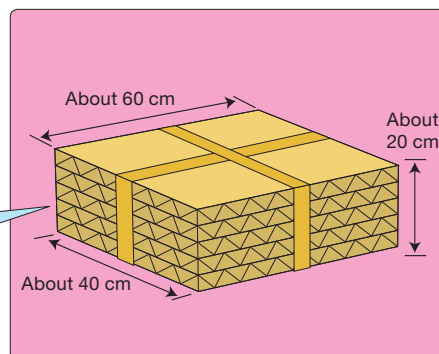


Cardboard

Cardboard is made from liner layers that sandwich a wavy core.



Open out and fold cardboard boxes and tie them crosswise with string before putting out for collection.



* Items with waxed surfaces (colored cardboard boxes for import goods) cannot be recycled. Put such items in the burnable trash.

Other paper types



Leaflets



Books, magazines



Printout paper



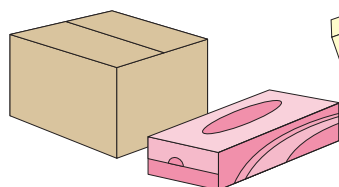
Phonebooks




Milk cartons, etc.



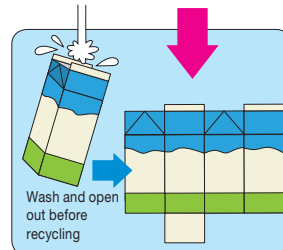
Paper bags



Paper boxes
Tissue boxes, etc.



Envelopes



* Also, other paper types such as calendars, posters, writing paper, catalogs, and small-sized paper (toilet paper cores, sweets boxes, paper boards used in dessert packs, origami paper, postcards, etc.)


● Please put recyclables in the collection station for recyclables on the specified day. [Drop-off collection is available]

● Drop-off at Bungo Ono City Waste Processing Center: 200 yen for 100 kg, increasing by 20 yen for each additional 10 kg over 100 kg.


Recyclables: Used Papers

- Please sort and place them next to the dedicated container for recyclable collection.
- Please put the bags in the collection station specified for the area where you live.
- Be sure to put out the bags **by 8:30 am** on the day of collection.
- Please sort correctly.

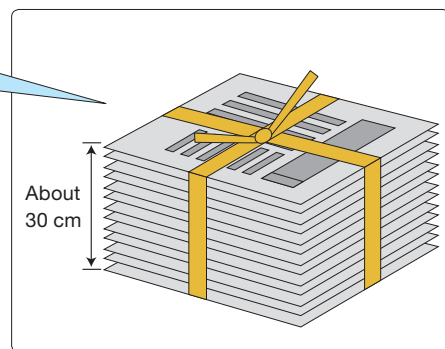
On rainy days only, tie them crosswise with a string and put them in a clear plastic bag to prevent them from getting wet.



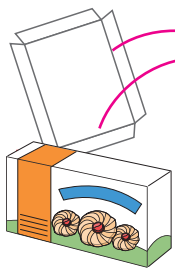
Other paper types




For other large types of paper, fold and stack them into the approximate size of a phonebook. For smaller paper types such as sweets boxes, place them between leaflets or books, or put them into a paper bag and then stack them together with magazines. Then, tie them crosswise with a string before putting them out for collection.




How to put out small paper



Put in a paper bag



Fold the paper bag opening



Stack together with magazines, etc. and tie crosswise with a string

Paper types that cannot be recycled

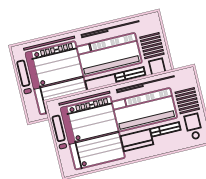
Please put them in **burnable trash**.




Waterproofed paper
Instant noodles, yogurt,
ice cream containers,
paper cups, etc.




Aluminum-coated paper
Sake packs, instant noodle lids,
cigarette pack liners, etc.



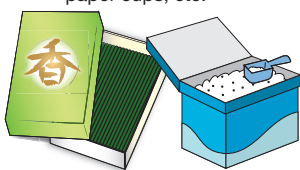
Heat-sensitive paper
(carbon-copy paper)
Receipts, fax paper,
vouchers, etc.



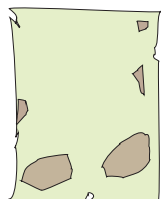
Photographs



Iron-on transfer paper




Paper that emits odors
Detergent, soap, incense boxes, etc.



Oily paper



Dirty paper
Paper with food or dirt residue, etc.



燃えるごみ 燃えるごみ

● Please put recyclables in the collection station for recyclables on the specified day. [Drop-off collection is available]

● Drop-off at Bungo Ono City Waste Processing Center: 200 yen for 100 kg, increasing by 20 yen for each additional 10 kg over 100 kg.

Bag Specified for Burnable Trash

- Please put out the trash for collection in the bags (large or small) specified by Bungo Ono City for burnable trash.
- If an item does not fit in the specified bag, drop it off directly at the Waste Processing Center or arrange collection as oversized trash.
- Please put the bags in the collection station specified for the area where you live.
- Be sure to put out the bags **by 8:30 am** on the day of collection.



Bag Specified for Burnable Trash


- Food waste (cooking waste, leftovers, tea leaves, eggshells, shells, etc.)

Water makes up about 80% of food waste. **Please drain water thoroughly before putting out food waste for collection.** Incinerating trash while it contains water results in high carbon dioxide (CO₂) emissions.

(1) Drain water and dry

Use a kitchen drainer to drain the water and wait for vegetables and other leftovers to dry before disposal. This will lighten your trash and also reduce collection and incineration costs.

- (2) **To reduce the weight of trash, please recycle waste food with a food waste processing container.**



<ul style="list-style-type: none"> ● Waste paper (that cannot be recycled) Paper scraps smaller than a business card, carbon-copy paper, non-carbon paper, heat-sensitive paper, photographs, waxed paper (paper cups, paper plates, etc.), paper cartons smaller than 500 mL, etc. 	<ul style="list-style-type: none"> ● Cut branches (trees), cut boards, fallen leaves, and garden grass Before putting items such as cut branches into the specified bag, cut them into a length that will allow the bag opening to be tied and into a thickness of 10 cm or less. When dropping off directly at the Waste Processing Center, please cut them into a length of 1 m or less and a diameter of 10 cm or less. 		
<ul style="list-style-type: none"> ● Toys Plastic toys * Take out any batteries before collection. 	<ul style="list-style-type: none"> ● Disposable diapers, cigarette butts, and fireworks Disposable diapers: Remove any soiled parts before collection. Cigarette butts and fireworks: Check that the fire is out and dampen with water. 		
<ul style="list-style-type: none"> ● Leather products Leather shoes, bags, belts, etc. 	<ul style="list-style-type: none"> ● Used heat packs and ice packs 	<ul style="list-style-type: none"> ● Rubber products Rubber gloves, rubber boots, balls, etc. 	<ul style="list-style-type: none"> ● Aluminum foil and wrapping
<ul style="list-style-type: none"> ● Plastic products that cannot be recycled 	<ul style="list-style-type: none"> ● Ground sheets and blue sheets Cut to 1 m² or less ● Medicine packs ● Cutting boards <p>Dirty plastic and plastic containers that are difficult to clean</p>		
<ul style="list-style-type: none"> ● Clothes, etc. that cannot be recycled 			


- Please put them in the collection station for burnable trash on the specified day. [Drop-off collection is available]
- Drop-off at Bungo Ono City Waste Processing Center: 200 yen for 100 kg, increasing by 20 yen for each additional 10 kg over 100 kg.

Bag Specified for Non-Burnable Trash

- Please put out the trash for collection in the bags (large or small) specified by Bungo Ono City for non-burnable trash.
- If an item does not fit in the specified bag, drop it off directly at the Waste Processing Center or arrange collection as oversized trash.
- Please put the bags in the collection station specified for the area where you live.
- Be sure to put out the bags **by 8:30 am** on the day of collection.

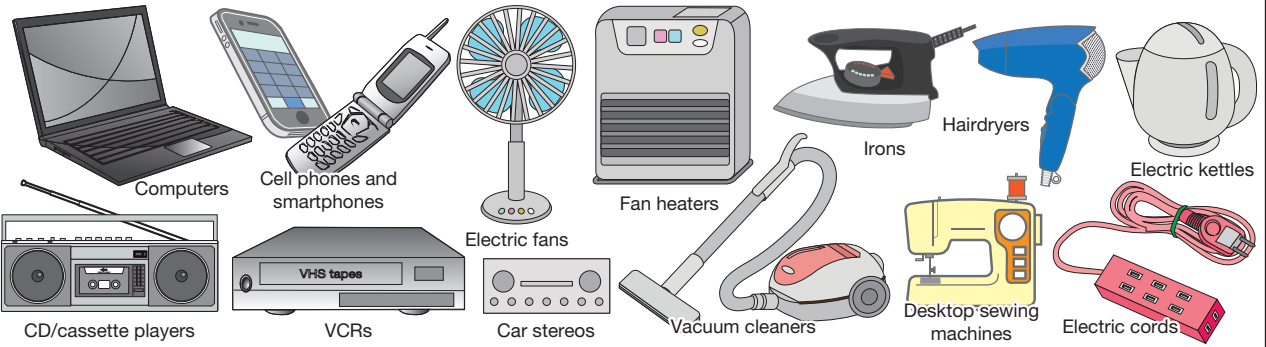


● Glass, ceramics, and cutting tools

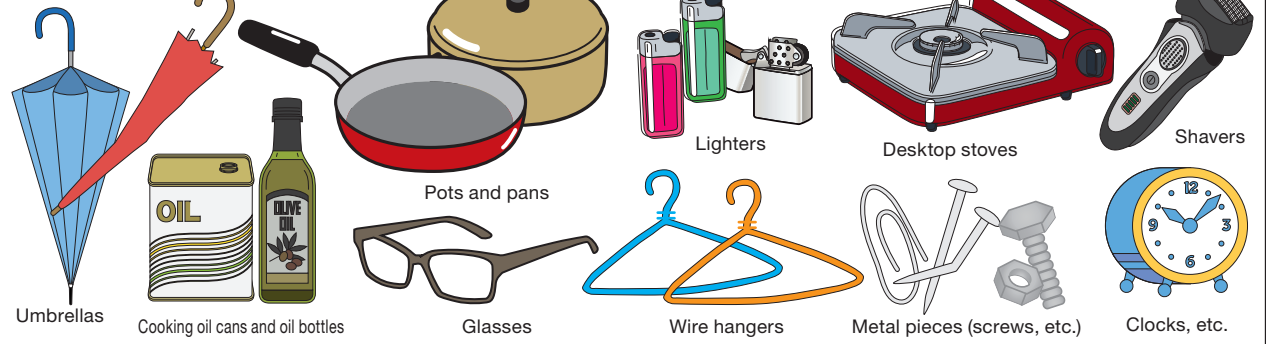


Wrap them in newspaper, write **DANGER (キケン)** where it can be seen from the outside, and then put them into the specified bag.

● Home appliances



● Others



● Hazardous trash



Put into small bags sorted by type, then put them together into the specified bag for non-burnable trash for collection.
To prevent them from breaking, put fluorescent light bulbs and tubes into their original packaging or tie them with string before putting them into the specified bag.

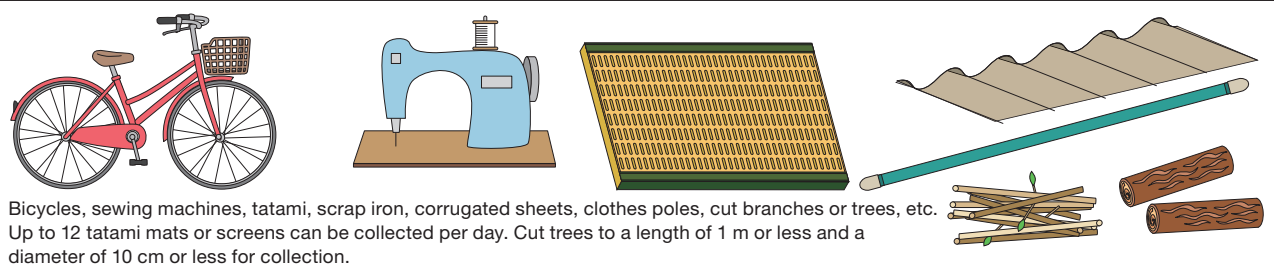
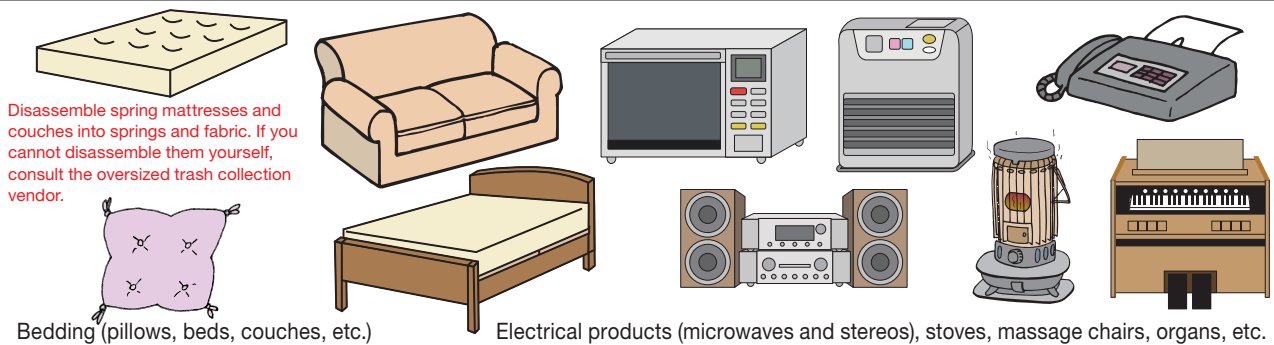

● Please put them in the collection station for non-burnable trash on the specified day. [Drop-off collection is available]

● Drop-off at Bungo Ono City Waste Processing Center: 200 yen for 100 kg, increasing by 20 yen for each additional 10 kg over 100 kg.

Oversized Trash

The collection of oversized trash is arranged as described below.

- Oversized trash is defined as trash that is too large to fit into the specified trash bags.
- Drop off oversized trash directly at the Waste Processing Center or arrange collection by calling the Waste Processing Center.
- When replacing an old product with a new one, arrange collection of the old item by the seller of the new product whenever possible.
- If the product can still be used, consider bringing it to a recycling shop to promote reuse.



Oversized trash and large-volume one-time trash are collected as necessary

A fee will be charged. A vendor certified by the municipal government for collection and transportation will visit your home directly to collect the trash.

Please contact the Waste Processing Center as necessary.

Collection fee for oversized trash

- In general, oversized trash is collected by leaving it outside one's front door. If additional work is required, such as disassembly or moving it from inside your house, the collection vendor will charge an additional fee. Please directly ask the vendor about the fee when they come to collect the trash.

Others

- If you have generated a large volume of one-time trash, such as after moving house or clearing a storeroom, the collection work will vary according to the types and amounts of trash, delivery conditions, and other factors. Please ask the vendor directly about fees and other details.

● Drop-off at Bungo Ono City Waste Processing Center: 200 yen for 100 kg, increasing by 20 yen for each additional 10 kg over 100 kg.

Recycling of 4 Specified Home Appliances

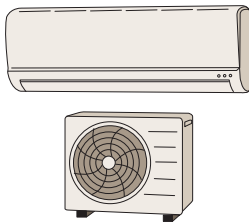
- Under the Home Appliances Recycling Act, consumers are required to dispose appropriately of 4 specified home appliances after they are no longer being used. Recycling fees and collection/transportation fees must be paid.
- Dispose of the 4 specified home appliances by requesting collection from the store where you will buy a new or replacement home appliance, or arrange collection from a nearby electrical appliance store.
- Only if there is no electrical appliance store available that can collect your home appliance, purchase a home appliance recycling ticket for one of the 4 specified home appliances at a nearby post office, and then drop the appliance off directly at the Waste Processing Center or arrange collection as oversized trash. Alternatively, you can drop the home appliance off directly at a specified collection point (refer to Note 1 in the green box in the figure below). Drop-off at the Center will incur a fee of 1,040 yen per item in addition to the recycling ticket.
- If the product can still be used, consider bringing it to a **recycling shop** to promote reuse.



Recycling of 4 Specified Home Appliances

Target items/recycling fees (excluding tax)


Air conditioners



Including outdoor units, window type air conditioners, remote controllers (remove batteries)
Starting from 900 yen

Cathode ray tube TVs LCD TVs and plasma TVs

Including remote controllers (remove batteries)



15-inch or smaller
Starting from 1,700 yen



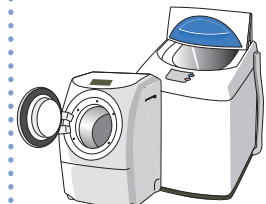
16-inch or larger
Starting from 2,700 yen

Refrigerators and freezers Hot/cold storage boxes and wine coolers



170 L or smaller
Starting from 3,400 yen
171 L or larger
Starting from 4,300 yen

Washing machines Clothes dryers



Including washer-dryers and product accessories (washing baskets)
Starting from 2,300 yen

Caution Not accepted (industrial and business types are industrial waste)

Industrial air conditioners	Display monitors	Industrial refrigerators or freezers	Industrial washing machines or clothes dryers
Ceiling-embedded air conditioners	Projection TVs	Display cases (for stores)	Futon dryers with a clothes drying function
Wall-embedded air conditioners	Handheld TVs and car navigation systems	Freezer cabinets (for stores)	Hanger units with a clothes drying function
Electric fans and dehumidifiers	PC display monitors		

* Some fees vary according to the appliance manufacturer (the above fees are as of October 1, 2019).

Please contact the Home Appliance Recycling Ticket Center for details. ☎ 0120-319640 Website: <http://www.rkc.aeha.or.jp>

Collection procedure

Collection by store

Request collection from the store where you will buy a new or replacement home appliance, or arrange collection from a nearby electrical appliance store



Pay the recycling fee and collection/transportation fee and have your appliance (one of the 4 Specified Home Appliances) collected.



Specified collection point



Recycling factory

Only when collection is not possible by an electrical appliance store, etc.

Pay the Recycling Fee at your nearest post office and receive a Recycling Ticket.



Take the item directly to the Waste Processing Center (fee of 1,040 yen per item)



Arrange collection of oversized trash (fee is charged)



Take the item to a specified collection point (free)

Note 1: Specified collection point

- Fujikei Co., Ltd.
3-7-4 Toyomi, Oita ☎ 097-536-2588
- Kurume Transportation Co., Ltd.
5-3-15 Toyomi, Oita ☎ 097-535-2161

● Home appliance drop-off at Bungo Ono City Waste Processing Center: 1,040 yen per item